

Shape oscillation of a rotating Bose-Einstein condensate

S. STOCK, V. BRETIN, F. CHEVY and J. DALIBARD

Laboratoire Kastler Brossel() - 24 rue Lhomond, F-75231 Paris Cedex 05, France*

(received 5 November 2003; accepted 5 January 2004)

PACS. 03.75.Kk – Dynamic properties of condensates; collective and hydrodynamic excitations, superfluid flow.

PACS. 32.80.Pj – Optical cooling of atoms; trapping.

Abstract. – We present a theoretical and experimental analysis of the transverse monopole mode of a fast rotating Bose-Einstein condensate. The condensate's rotation frequency is similar to the trapping frequency and the effective confinement is only ensured by a weak quartic potential. We show that the non-harmonic character of the potential has a clear influence on the mode frequency, thus making the monopole mode a precise tool for the investigation of the fast-rotation regime.

The investigation of rotating gases or liquids is a central issue in the study of superfluids [1, 2]. During the recent years, several experiments using rotating atomic Bose-Einstein condensates have provided a spectacular illustration of the notion of quantized vortices [3–6]. Depending on the rotation frequency of the gas, a single vortex or a regular array of vortices can be observed experimentally. When the rotation frequency is increased to a very large value, a new class of phenomena is predicted, in connection with quantum Hall physics [7–15]. For a gas confined in a harmonic potential, the fast-rotation domain corresponds to stirring frequencies Ω of the order of the trapping frequency ω_{\perp} in the plane perpendicular to the rotation axis (hereafter denoted z). From a classical point of view, the transverse trapping and centrifugal forces compensate each other for this stirring frequency, and the motion of the particles in the xy plane is only driven by Coriolis and interatomic forces. This situation is similar to that of an electron gas in a magnetic field, since Lorentz and Coriolis forces have the same mathematical structure.

In order to approach the regime of fast rotation, two paths are currently being explored. The first approach is implemented in a pure harmonic potential and is based on evaporative spin-up, *i.e.* the selective removal of particles with low angular momentum [16]. The stirring frequency Ω can then be raised close to ω_{\perp} ($\Omega = 0.993\omega_{\perp}$ was reached in [17]). The second approach, which is followed here, consists in adding to the quadratic confinement a small positive quartic potential, which ensures that the particles will remain confined even when Ω exceeds ω_{\perp} [18–23]. We have recently proven that this method can be successfully implemented and we have mechanically stirred a rubidium Bose-Einstein condensate up to $\Omega \simeq 1.05\omega_{\perp}$ [24].

(*) LKB is a unité de recherche of Ecole Normale Supérieure and Université Paris 6, associated to CNRS.

All experiments performed so far (including the present one) are still deeply within the mean-field regime, characterized by a number of vortices N_v well below the number of particles N . Nevertheless, in order to prepare for future investigations of possible quantum-Hall-like states, one must design proper tools of investigation, such as the study of the eigenmodes of the rotating gas. Possible examples are the transverse quadrupole modes, which allow for a measurement of the z component of the angular momentum [24], and the Tkachenko oscillations of the vortex lattice, recently observed in [16]. Here we report on the experimental and theoretical study of the lowest transverse monopole mode of an ultra-cold gas of rubidium atoms in the fast rotation regime.

In a trap with axial symmetry along the z -axis, excitations can be characterized by their angular momentum along z (quantum number m_z) [25]. Here we are interested in excitations carrying no angular momentum ($m_z = 0$). In the limit $\omega_z \ll \omega_\perp$ which is of interest here, it is possible to identify $m_z = 0$ “transverse monopole” modes, which mostly affect the atom distribution in the xy plane. For a non-rotating condensate the lowest frequency for these $m = 0$ transverse modes is $\omega_{\text{mp}} \simeq 2\omega_\perp$ (transverse breathing mode) [26, 27]. In the present work we show experimentally that the relation $\omega_{\text{mp}} \simeq 2\omega_\perp$ remains valid for large rotation frequencies (as predicted by [28]), as long as the quartic term in the confinement is not significant. We also explore the region $\Omega \sim \omega_\perp$, where the quartic term plays an essential role. We compare the measured monopole frequency with that derived from a simple hydrodynamic model of an infinite, cylindrical condensate. Finally, we discuss the structure of the mode, which exhibits a very particular behavior in the range $\Omega \gtrsim \omega_\perp$.

Our ^{87}Rb Bose-Einstein condensate contains 3×10^5 atoms. It is produced by radio-frequency evaporation in a Ioffe-Pritchard magnetic trap, to which we superimpose a far-blue detuned laser beam. The magnetic trap provides a harmonic confinement with cylindrical symmetry along the z -axis, with $\omega_z/2\pi = 11.0\text{ Hz}$ and $\omega_\perp^{(0)}/2\pi = 75.5\text{ Hz}$. The laser beam adds a negative quadratic and a positive quartic potential in the xy plane. The quadratic term decreases the trap frequency ω_\perp by $\sim 15\%$. The quartic term allows to explore rotation frequencies around and slightly above the trapping frequency ω_\perp . It reads $kr^4/4$, with $r^2 = x^2 + y^2$ and $k = 2.6(3) \times 10^{-11}\text{ J/m}^4$. The oscillation frequency of the condensate center-of-mass (dipole motion) in the xy plane is $\omega_{\text{dp}}/2\pi = 65.6 (\pm 0.3)\text{ Hz}$. Because of the quartic component of the trapping potential, ω_{dp} is slightly larger than ω_\perp , even for an arbitrarily small amplitude of the dipole motion. The condensate has indeed a finite radius $R_c \simeq 6.5\ \mu\text{m}$ and therefore explores regions of space where the contribution of the quartic term is significant. Using a perturbative treatment of the quartic term we infer that $\omega_{\text{dp}} - \omega_\perp \simeq 2kR^2/(7m\omega_\perp^2)$, so that $\omega_\perp/(2\pi) = 64.8 (\pm 0.3)\text{ Hz}$.

The procedure for setting the gas in rotation at a frequency $\Omega \sim \omega_\perp$ has been described in detail in [24]. We apply an additional laser beam creating a rotating anisotropy in the xy plane for two successive phases, with respective durations of 300 ms and 600 ms. During the first phase the rotation at frequency $\Omega \sim \omega_\perp/\sqrt{2}$ resonantly excites the transverse quadrupole mode, and vortices subsequently penetrate the condensate. After a 400 ms relaxation period we apply the second stirring phase at the final desired frequency. This phase is followed by a 500 ms relaxation period. By measuring the transverse size of the condensate, we have checked that it is then rotating at a frequency close to the stirrer frequency Ω (within 2%) for the regime of interest $\Omega \leq 1.05\omega_\perp$. In particular, for $\Omega \lesssim \omega_\perp$ we observe large vortex arrays involving up to ~ 50 vortices. During the stirring and relaxation periods, we apply radio frequency (r.f.) evaporative cooling. The r.f. is set 24 kHz above the value which removes all particles from the trap. Assuming $\Omega = \omega_\perp$, so that the transverse confinement is purely quartic, this gives a trap depth $U_0 \sim 40\text{ nK}$. From the estimated collision rate ($\sim 10\text{ s}^{-1}$), we




Fig. 1 – Series of images of the condensate for various waiting times τ after excitation. Row a) corresponds to a rotation frequency $\Omega/(2\pi) = 62$ Hz, row b) to $\Omega/(2\pi) = 64$ Hz and row c) to $\Omega/(2\pi) = 66$ Hz.

infer a temperature $T \lesssim 10$ nK after the relaxation period.

We then excite the transverse monopole mode(s) of the gas by changing for a period τ_0 the intensity of the laser creating the quartic potential from I to I' . We choose $\tau_0 = 2$ ms, which is short compared to the oscillation period of the monopole oscillation $2\pi/\omega_{\text{mp}} = 7.5$ ms. We then wait for an adjustable duration τ before performing a time-of-flight expansion and absorption imaging. The images are taken along the rotation axis z so that we have access to the column density in the xy plane.

Typical results are shown in fig. 1 for $\Omega/2\pi = 62, 64, 66$ Hz. Each image corresponds to a destructive measurement of the atom density after a duration $\tau = 25, \dots, 32$ ms and a 18 ms time of flight. In order to check that the oscillation is in the linear regime, we explored values between 0 and 4 for the ratio I'/I : we found that the frequency ω_0 is (within experimental uncertainties) independent of the excitation strength $|I - I'|/I$, and that the amplitude of the oscillation varies linearly with this strength. We have also varied the duration of the time of flight between 6 and 18 ms. We thus verify that all features reported here are independent of this duration, which corresponds to a mere scaling of the initial spatial distribution.

We have taken similar sequences of images for various stirring frequencies Ω , with τ varying from 0 to 40 ms by steps of 1 ms. We extract from these images the transverse size $R(\tau)$ of the gas. The variations of $R(\tau)$ are well fitted by a single sinusoidal function, with frequency ω_{mp} . The characteristic lifetime of the excitation is larger than 100 ms, so that its decay is negligible during the 40 ms period. The variations of ω_{mp} as a function of Ω are plotted in fig. 2. An obvious feature of this plot is that ω_{mp} varies very weakly for Ω except in the vicinity of ω_{\perp} . We now discuss in more details three relevant domains of this graph.

1) For a non-rotating gas ($\Omega = 0$) we find $\omega_{\text{mp}}/(2\pi) = 130.6 (\pm 1.5)$ Hz, which is close to the well-known result $\omega_{\text{mp}} \simeq 2\omega_{\perp} = 2\pi \times 129.6 (\pm 0.6)$ Hz [29].

2) When the gas rotates at a frequency Ω not too close to ω_{\perp} , the effect of the quartic potential remains small. In these conditions we find that the monopole frequency ω_0 stays approximately constant. At first sight this may seem a surprising result. For a rotating gas in a pure harmonic potential, the transverse confinement is reduced due to the centrifugal force. In the calculation of the equilibrium shape of the gas, the trapping frequency ω_{\perp} is

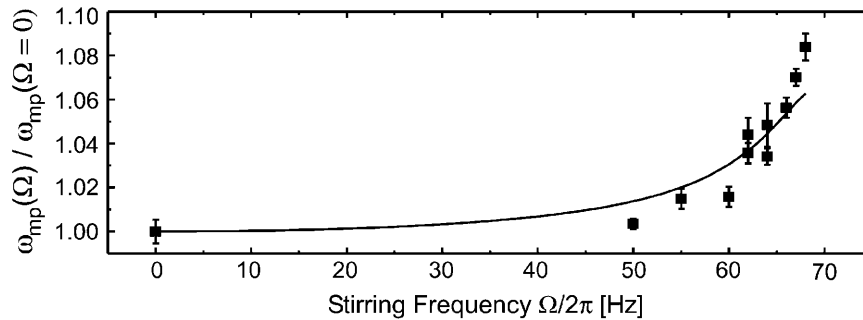


Fig. 2 – Transverse monopole frequency $\omega_{\text{mp}}(\Omega)$ normalized by $\omega_{\text{mp}}(\Omega = 0)$ as a function of the stirring frequency Ω . For a non-rotating condensate ($\Omega = 0$) we measure $\omega_{\text{mp}}(0)/(2\pi) = 130.6$ Hz. The vertical bars indicate the error given by the fitting routine. Full line: result of the 2D hydrodynamic analysis.

thus replaced by the weaker value $(\omega_{\perp}^2 - \Omega^2)^{1/2}$. One might have expected that a similar replacement should be done also for the monopole frequency; this is clearly not the case. For a cigar-shaped condensate in the hydrodynamic regime, it was proven in [28] that ω_0 stays equal to $2\omega_{\perp}$ when Ω varies. In the case of an ideal gas described by classical mechanics, the equality $\omega_{\text{mp}} = 2\omega_{\perp}$ also holds for any Ω as a consequence of the combined action of centrifugal and Coriolis forces.

3) When the rotation frequency Ω approaches ω_{\perp} , the contribution of the quartic term becomes more important and the monopole frequency ω_{mp} deviates significantly from $2\omega_{\perp}$. As shown in fig. 2, this deviation reaches $\sim 8\%$ for $\Omega/(2\pi) = 68$ Hz, *i.e.* $\Omega/\omega_{\perp} \simeq 1.05$. We have also plotted in fig. 2 the prediction of a theoretical treatment of the monopole mode in the quartic + quadratic trap, neglecting the harmonic confinement along the z -direction. The agreement between these predictions and the experimental data is satisfactory, given the difference in geometry between the experiment and the model.

The starting point of our theoretical treatment is the set of equations for rotational hydrodynamics [28], which we write in the laboratory frame:

$$\partial_t \rho = -\nabla \cdot (\rho \mathbf{v}), \quad (1)$$

$$\partial_t \mathbf{v} = -\nabla \cdot ((U + g\rho)/m + v^2/2) + \mathbf{v} \times (\nabla \times \mathbf{v}), \quad (2)$$

where ρ and \mathbf{v} are the density and velocity field of the atom distribution. $U = m\omega_{\perp}^2 r^2/2 + kr^4/4$ stands for the trapping potential and $g = 4\pi\hbar^2 a/m$ characterizes the strength of the atomic interactions (a is the scattering length). As explained in [28, 30, 31], these equations are valid when one is interested in a phenomenon whose characteristic length scale is larger than the distance between vortices.

The eigenmodes are obtained by linearizing (1)-(2) around the rotating equilibrium solution

$$\mathbf{v}_{\text{eq}} = \boldsymbol{\Omega} \times \mathbf{r}, \quad g\rho_{\text{eq}} = \mu - U - U_{\text{cen}}, \quad (3)$$

where μ is the chemical potential and $U_{\text{cen}} = -m\Omega^2 r^2/2$ the centrifugal potential. We eliminate the velocity field to get a closed equation for the density variation $\delta\rho$, assuming an oscillation at frequency ω :

$$-\nabla \cdot (\rho_{\text{eq}} \nabla[\delta\rho]) = \frac{m}{g} (\omega^2 - 4\Omega^2) [\delta\rho]. \quad (4)$$

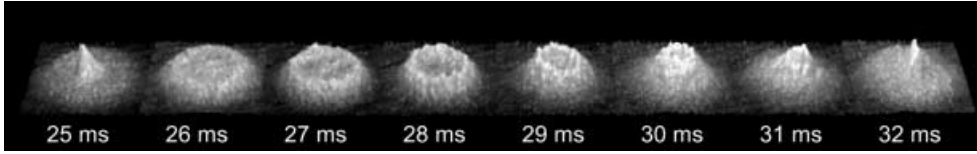


Fig. 3 – Time evolution of the density profile of the oscillating cloud, for $\Omega/2\pi = 68$ Hz.

In the absence of a quartic term the eigenfrequencies for the $m = 0$ modes are

$$\omega_n^2 = 4\Omega^2 + 2n(n+1)(\omega_\perp^2 - \Omega^2), \quad n \text{ positive integer}, \quad (5)$$

and the corresponding eigenmodes are polynomials of degree n with respect to r^2 . For $n = 1$, we recover in particular $\omega_1 \equiv \omega_{\text{mp}} = 2\omega_\perp$.

When Ω approaches ω_\perp , all transverse modes $m = 0$ become degenerate. Such a macroscopic degeneracy is reminiscent of the degeneracy of the energy levels of a single particle in a uniform magnetic field, leading to the well-known Landau level structure [32]. An equivalent degeneracy occurs, still at the single particle level, for an isotropic 2D harmonic oscillator of frequency ω_\perp , considered in a frame rotating at frequency $\Omega = \omega_\perp$ [33]. However, we emphasize that our result here holds not for a single-particle spectrum, but for the eigenmodes of an N -body system treated in the mean-field approximation. The occurrence of such a macroscopic degeneracy raises interesting questions concerning the linear response of the rotating system to an arbitrary excitation.

When the quartic potential is present, the above degeneracy is lifted. We set $x = r/R$ in (4) with $R = (4\mu/k)^{1/4}$, to get the dimensionless eigenvalue equation for the $m = 0$ modes:

$$-\frac{1}{x} \frac{d}{dx} \left(x(1 - \epsilon x^2 - x^4) \frac{d[\delta\rho]}{dx} \right) = \Lambda(\epsilon) [\delta\rho], \quad \text{where } \epsilon = \frac{mR^2}{2\mu} (\omega_\perp^2 - \Omega^2). \quad (6)$$

For each Ω , *i.e.* for each ϵ , we are interested in the lowest eigenvalue $\Lambda_0(\epsilon)$ of the Hermitian operator in the left-hand side of (6). We can then deduce the frequency of the lowest transverse monopole mode which is plotted as a continuous line in fig. 2:

$$\omega_{\text{mp}}^2 = 4\Omega^2 + \frac{\mu\Lambda_0(\epsilon)}{mR^2}. \quad (7)$$

The quantity $\Lambda_0(\epsilon)$ is an increasing function of ϵ which we calculate numerically using a variational method with polynomial trial functions. Just at the critical rotation $\Omega = \omega_\perp$, $\epsilon = 0$ and we get $\Lambda(0) \simeq 11.5$. The slow-rotation limit corresponds to $\epsilon \gg 1$, in which case $\Lambda(\epsilon) \simeq 8\epsilon$; we then recover the result $\omega_{\text{mp}} = 2\omega_\perp$.

This analysis also explains the periodic apparition of a hole at the center of the density profile for $\Omega \sim \omega_\perp$, as observed in fig. 1. The stationary density profile (3) varies as r^4 around the origin, whereas the mode $\delta\rho$ varies as r^2 in this region. The curvature of the density profile is therefore dominated by the phase of the perturbation.

For $\Omega \geq \omega_\perp$ and a relatively strong excitation ($I'/I = 4$), we observe that the time evolution of the mode structure becomes asymmetric (see fig. 3; this asymmetry is also slightly visible in the last row of fig. 1). It consists of a periodic entering positive-density wave, which starts on the edge of the condensate and gradually moves to the center in a time period $\sim \pi/\omega_\perp$. A possible interpretation of this unusual structure is that two (or more) transverse modes $m = 0$ are simultaneously excited with a non-zero relative phase. Since these modes

have similar frequencies (cf. eq. (5)) the initial phase difference between them stays nearly constant, and this can give rise to the observed phenomenon.

To summarize, we have presented in this paper a detailed study of the transverse monopole mode of a fast rotating degenerate Bose gas. We have shown that the non-harmonic character of the potential (which is essential for the confinement of the gas) has a clear influence on the mode frequency. We have also given a simple analysis of this mode for an infinitely long condensate which is in good agreement with the experimental data.

Theoretical studies have shown that the addition of a quartic term in the harmonic potential may lead to the formation of a “giant vortex”, *i.e.* a vortex with a circulation larger than the single quantum h/m [19–23,34]. The large hole appearing at the center of the condensate during the monopole oscillation when $\Omega \gtrsim \omega_{\perp}$ should not be confused with such a giant vortex. We are dealing here with a transient state of the condensate, while the predicted giant vortex state is a stationary state of the system, for an appropriate angular momentum. Another example for a transient large core in a condensate is provided by an experiment recently performed in Boulder, in which a hole pierced in a rotating condensate confined in a purely quadratic trap was shown to persist for a long time [35].

A natural extension of the present work is to switch to a two-dimension geometry, using a strong confining potential along the rotation axis. Vortices then become point objects and the predicted properties of the system depend on the ratio between the atom number N and the number of vortices N_v . When N is large, the Bose-Einstein condensate presents a regular vortex array, as already observed in [17]. The array is expected to melt when N decreases to a value of the order of N_v [36] (see also [11]). For $N < N_v$, the quantum Hall regime for particles should emerge. It is an interesting problem to determine the signature of these various regimes on the eigenmodes of the system. For the monopole mode considered here and for a pure harmonic confinement, it has been predicted in [37,38] that the frequency ω_{mp} of the breathing motion of a 2D gas remains strictly equal to $2\omega_{\perp}$ for any equilibrium state. This does not hold anymore in the presence of the quartic term, and thus the deviation of ω_{mp} from $2\omega_{\perp}$ can in principle be used to monitor the emergence of new quantum phases in the rotating gas.

* * *

We thank S. STRINGARI and the ENS group for useful discussions. SS acknowledges support from the European Union (CQG network HPRN-CT-2000-00125), the Studienstiftung des deutschen Volkes and the DAAD. This work is partially supported by CNRS, Collège de France, Région Ile de France, and DRED.

REFERENCES

- [1] DONNELLY R. J., *Quantized Vortices in Helium II* (Cambridge University Press) 1991, Chaps. 4 and 5.
- [2] TINKHAM M., *Introduction to Superconductivity* (McGraw-Hill) 1996.
- [3] MATTHEWS M. R., ANDERSON B. P., HALJAN P. C., HALL D. S., WIEMAN C. E. and CORNELL E. A., *Phys. Rev. Lett.*, **83** (1999) 2498.
- [4] MADISON K. W., CHEVY F., WOHLLEBEN W. and DALIBARD J., *Phys. Rev. Lett.*, **84** (2000) 806.
- [5] ABO-SHAER J. R., RAMAN C., VOGELS J. M. and KETTERLE W., *Science*, **292** (2001) 476.
- [6] HODBY E., HECHENBLAIKNER G., HOPKINS S. A., MARAGÒ O. M. and FOOT C. J., *Phys. Rev. Lett.*, **88** (2002) 010405.
- [7] COOPER N. R., WILKIN N. K. and GUNN J. M. F., *Phys. Rev. Lett.*, **87** (2001) 120405.

- [8] PAREDES B., FEDICHEV P., CIRAC J. I. and ZOLLER P., *Phys. Rev. Lett.*, **87** (2001) 010402.
- [9] HO T.-L., *Phys. Rev. Lett.*, **87** (2001) 060403.
- [10] REGNAULT N. and JOLICŒUR TH., *Phys. Rev. Lett.*, **91** (2003) 030402.
- [11] FISCHER U. R., FEDICHEV P. O. and RECATTI A., cond-mat/0212419 Preprint (2002).
- [12] READ N. and COOPER N. R., cond-mat/0306378 Preprint (2003).
- [13] BAYM G. and PETHICK C. J., cond-mat/0308325 Preprint (2003).
- [14] BAKSMATY L. O., WOO S. J., CHOI S. and BIGELOW N., cond-mat/0310567 Preprint (2003).
- [15] AKKERMANS E. and GHOSH S., cond-mat/0307418 Preprint (2003).
- [16] CODDINGTON I., ENGELS P., SCHWEIKHARD V. and CORNELL E. A., *Phys. Rev. Lett.*, **91** (2003) 100402.
- [17] SCHWEIKHARD V., CODDINGTON I., ENGELS P., MOGENDORFF V. P. and CORNELL E. A., cond-mat/0308582 Preprint (2003).
- [18] FETTER A. L., *Phys. Rev. A*, **64** (2001) 063608.
- [19] LUNDH E., *Phys. Rev. A*, **65** (2002) 043604.
- [20] KASAMATSU K., TSUBOTA M. and UEDA M., *Phys. Rev. A*, **66** (2002) 053606.
- [21] KAVOULAKIS G. M. and BAYM G., *New J. Phys.*, **5** (2003) 51.1.
- [22] TSUBOTA M., KASAMATSU K. and ARAKI T., cond-mat/0309364 Preprint (2003).
- [23] AFTALION A. and DANAILA I., cond-mat/0309668 Preprint (2003).
- [24] BRETIN V., STOCK S., SEURIN Y. and DALIBARD J., cond-mat/0307464 Preprint (2003).
- [25] For a review, see, e.g., DALFOVO F., GIORGINI S., PITAEVSKII L. P. and STRINGARI S., *Rev. Mod. Phys.*, **71** (1999) 463.
- [26] FORT C., PREVEDELLI M., MINARD F., CATALIOTTI F. S., RICCI L., TINO G. M. and INGUSCIO M., *Europhys. Lett.*, **49** (2000) 8.
- [27] CHEVY F., BRETIN V., ROSENBUSCH P., MADISON K. W. and DALIBARD J., *Phys. Rev. Lett.*, **88** (2002) 250402.
- [28] COZZINI M. and STRINGARI S., *Phys. Rev. A*, **67** (2003) 041602.
- [29] As for the dipole mode there is actually a small correction ($\sim 1\%$) to this relation due to the presence of the quartic potential $kr^4/4$.
- [30] SEDRAKIAN A. and WASSERMAN I., *Phys. Rev. A*, **63** (2001) 063605.
- [31] CHEVY F. and STRINGARI S., cond-mat/0305559 Preprint (2003).
- [32] LANDAU L. D. and LIFCHITZ E. M., *Quantum Mechanics, Course of Theoretical Physics*, Vol. **3** (Butterworth-Heinemann, Stoneham, Mass.) 1981, Chapt. 15.
- [33] In a frame rotating at angular velocity Ω , the single-particle Hamiltonian becomes $H' = H - L_z$. Therefore, all the levels of the 2D harmonic oscillator with an angular momentum m equal to the excitation number n have an energy $n\hbar(\omega_{\perp} - \Omega)$ that goes to zero when $\Omega = \omega_{\perp}$.
- [34] FISCHER U. R. and BAYM G., *Phys. Rev. Lett.*, **90** (2003) 140402.
- [35] ENGELS P., CODDINGTON I., HALJAN P. C., SCHWEIKHARD V. and CORNELL E. A., *Phys. Rev. Lett.*, **90** (2003) 170405.
- [36] SINOVA J., HANNA C. B. and MACDONALD A. H., *Phys. Rev. Lett.*, **89** (2002) 030403.
- [37] PITAEVSKII L. P. and ROSCH A., *Phys. Rev. A*, **55** (1997) R853.
- [38] KAGAN YU., SURKOV E. L. and SHLYAPNIKOV G. V., *Phys. Rev. A*, **54** (1996) R1753.